

Local Government Reform Results for the LG Pro Survey for Phase 1

Sunday, May 01, 2022

232

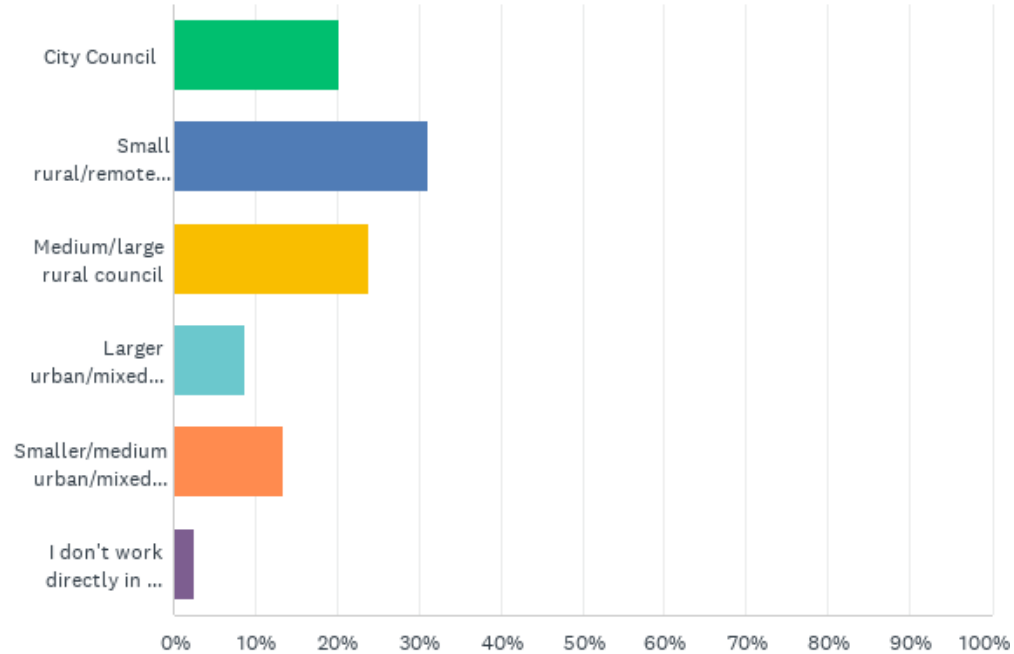
Total Responses

Date Created: Saturday, March 19, 2022

Complete Responses: 232

Q1: What type of Council do you work at

Answered: 231 Skipped: 1



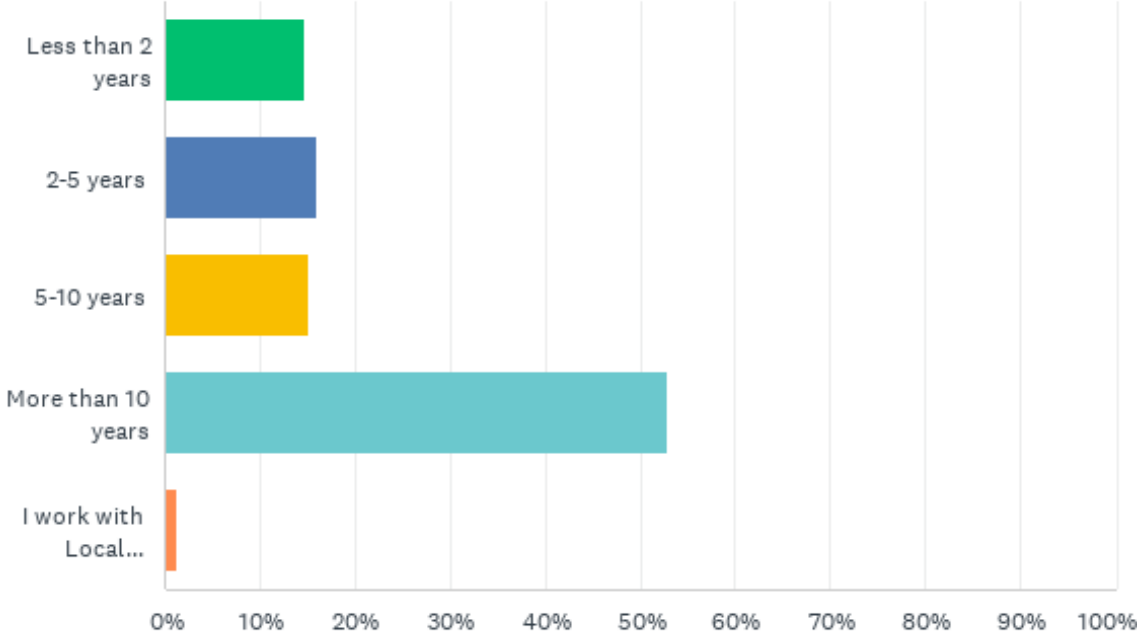
Q1: What type of Council do you work at

Answered: 231 Skipped: 1

ANSWER CHOICES	RESPONSES	
City Council	20.35%	47
Small rural/remote council	31.17%	72
Medium/large rural council	23.81%	55
Larger urban/mixed council	8.66%	20
Smaller/medium urban/mixed council	13.42%	31
I don't work directly in a council	2.60%	6
TOTAL		231

Q2: How long have you worked in Local Government?

Answered: 231 Skipped: 1



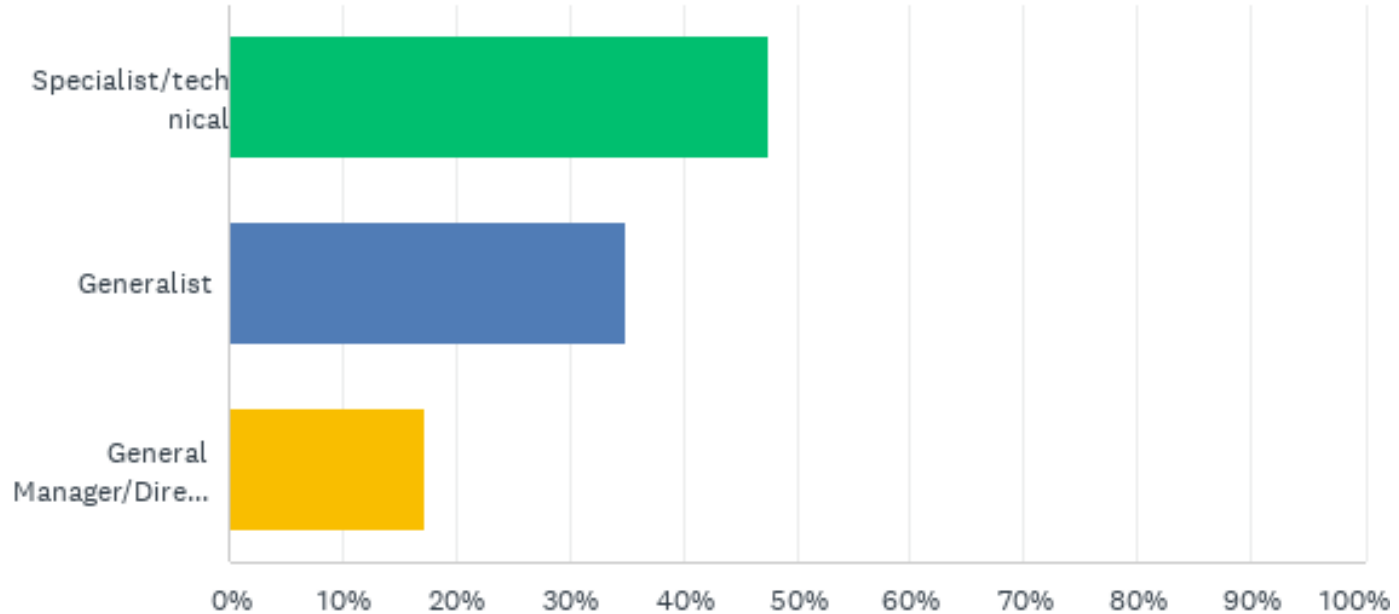
Q2: How long have you worked in Local Government?

Answered: 231 Skipped: 1

ANSWER CHOICES	RESPONSES	
Less than 2 years	14.72%	34
2-5 years	16.02%	37
5-10 years	15.15%	35
More than 10 years	52.81%	122
I work with Local Government but not in Local Government	1.30%	3
TOTAL		231

Q3: How would you describe your role?

Answered: 231 Skipped: 1



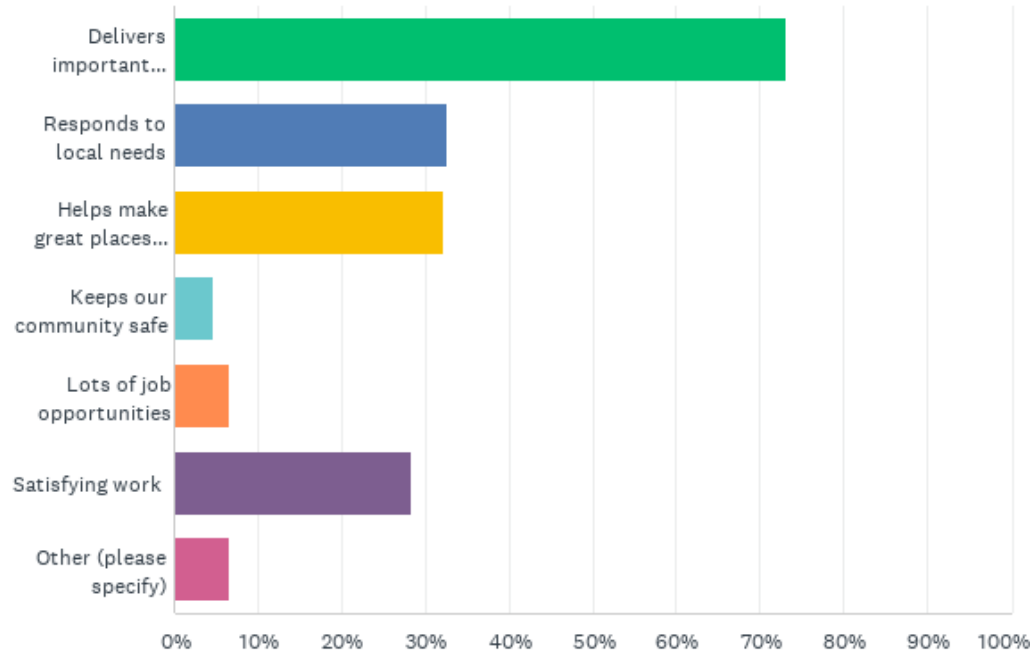
Q3: How would you describe your role?

Answered: 231 Skipped: 1

ANSWER CHOICES	RESPONSES	
Specialist/technical	47.62%	110
Generalist	35.06%	81
General Manager/Director	17.32%	40
TOTAL		231

Q4: Why do you like most about working in Local Government? (You can choose 2)

Answered: 230 Skipped: 2



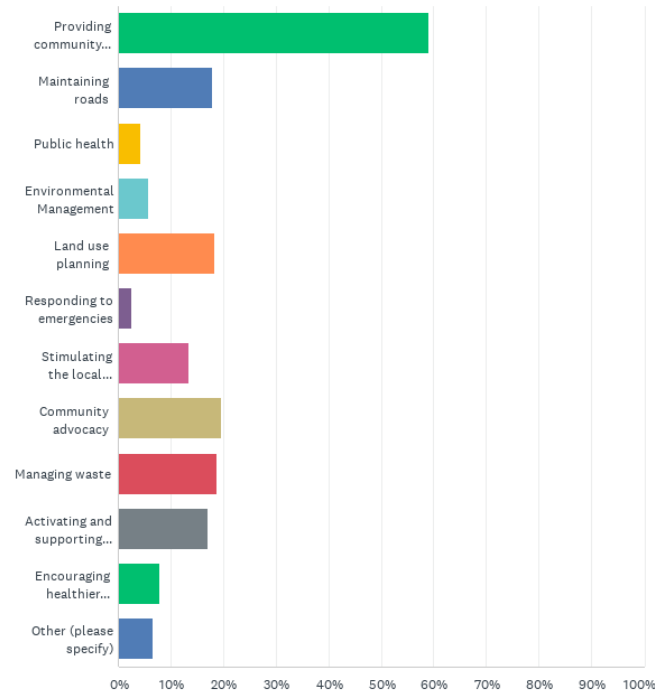
Q4: Why do you like most about working in Local Government? (You can choose 2)

Answered: 230 Skipped: 2

ANSWER CHOICES	RESPONSES	
Delivers important services and functions for communities	73.04%	168
Responds to local needs	32.61%	75
Helps make great places to live	32.17%	74
Keeps our community safe	4.78%	11
Lots of job opportunities	6.52%	15
Satisfying work	28.26%	65
Other (please specify)	6.52%	15
Total Respondents: 230		

Q5: What do you think is the most important service or function of a Council? (You can choose 2).

Answered: 230 Skipped: 2



Q5: What do you think is the most important service or function of a Council? (You can choose 2).

Answered: 230 Skipped: 2

ANSWER CHOICES	RESPONSES	
Providing community infrastructure	59.13%	136
Maintaining roads	17.83%	41
Public health	4.35%	10
Environmental Management	5.65%	13
Land use planning	18.26%	42
Responding to emergencies	2.61%	6
Stimulating the local economy	13.48%	31
Community advocacy	19.57%	45
Managing waste	18.70%	43
Activating and supporting communities through events and community services	16.96%	39
Encouraging healthier communities	7.83%	18
Other (please specify)	6.52%	15
Total Respondents: 230		

Question 6 What could you council be doing better

See Attachment 1

Q6 What do you think your Council could be doing better (top 2)?



Q7 – If you could make one improvement what would it be?

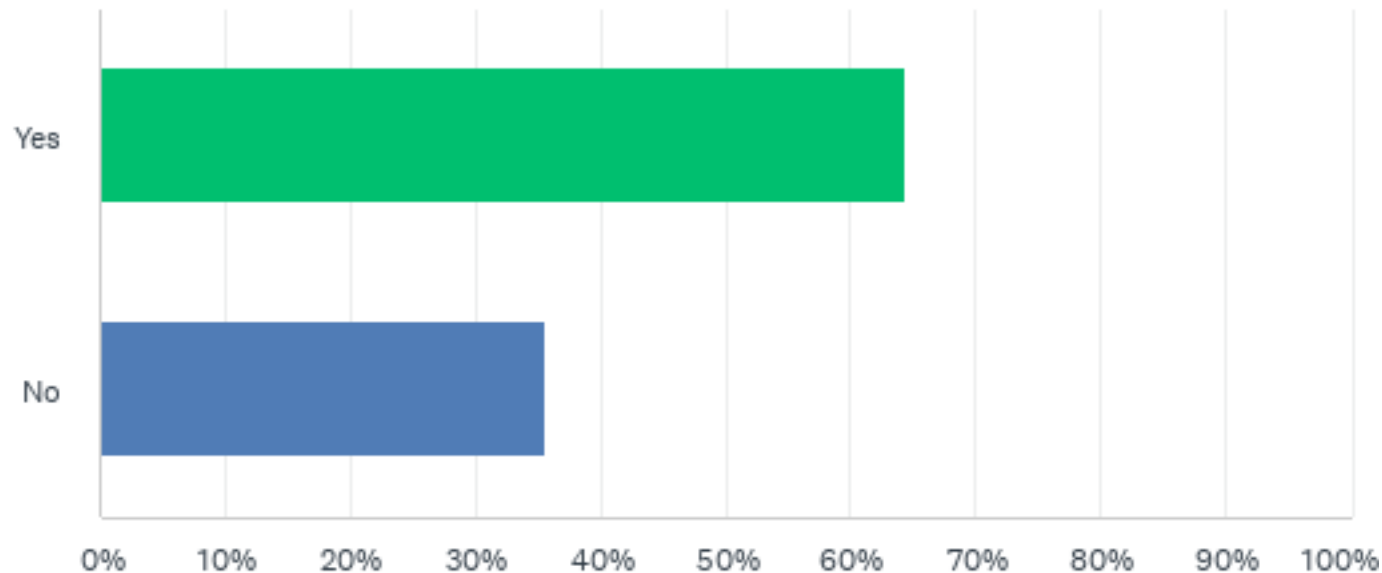
See Attachment 1

Q7 If you could make one improvement to the Local Government sector what would it be?

health wellbeing community helping health wellbeing communication levels Government
public issues resources understand Amalgamations small projects levels roles sector
funding seems elected members lack planning operate less stop
people use Councillors areas work development staff
voting community LG Council times services
meeting local government wellbeing community members
Better many need required provide minimum make lot reduce
includes local Greater ensure infrastructure PROCESSES changes paid Focus Improve
service delivery ASSETS Reduce number Councillors group resource sharing

Q8: Do you think there needs to be structural reform of Local Government in Tasmania? See attachment 1 for why.

Answered: 180 Skipped: 52



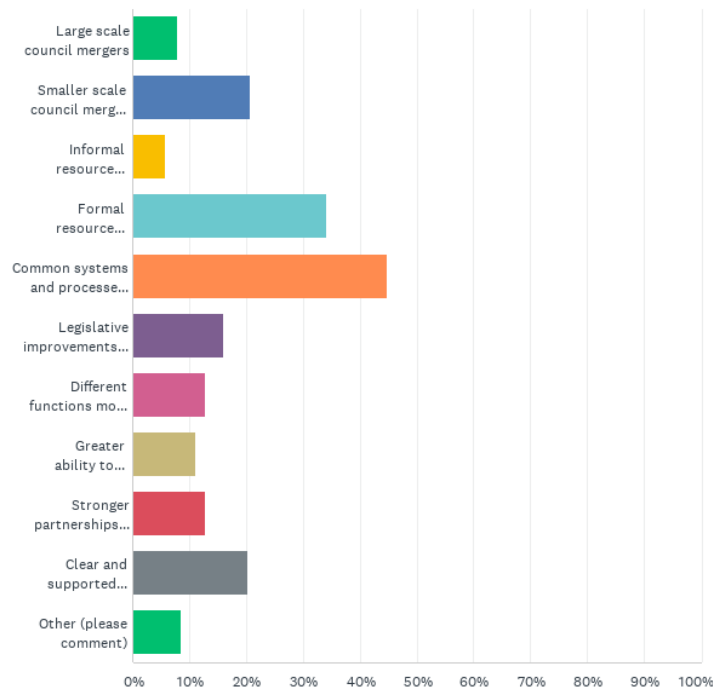
Q8: Do you think there needs to be structural reform of Local Government in Tasmania?

Answered: 180 Skipped: 52

ANSWER CHOICES	RESPONSES	
Yes	64.44%	116
No	35.56%	64
TOTAL		180

Q9: In your view, what are the 1 or 2 key changes that will make a difference how Local Government can meet future community needs? (You can only choose 2).

Answered: 188 Skipped: 44



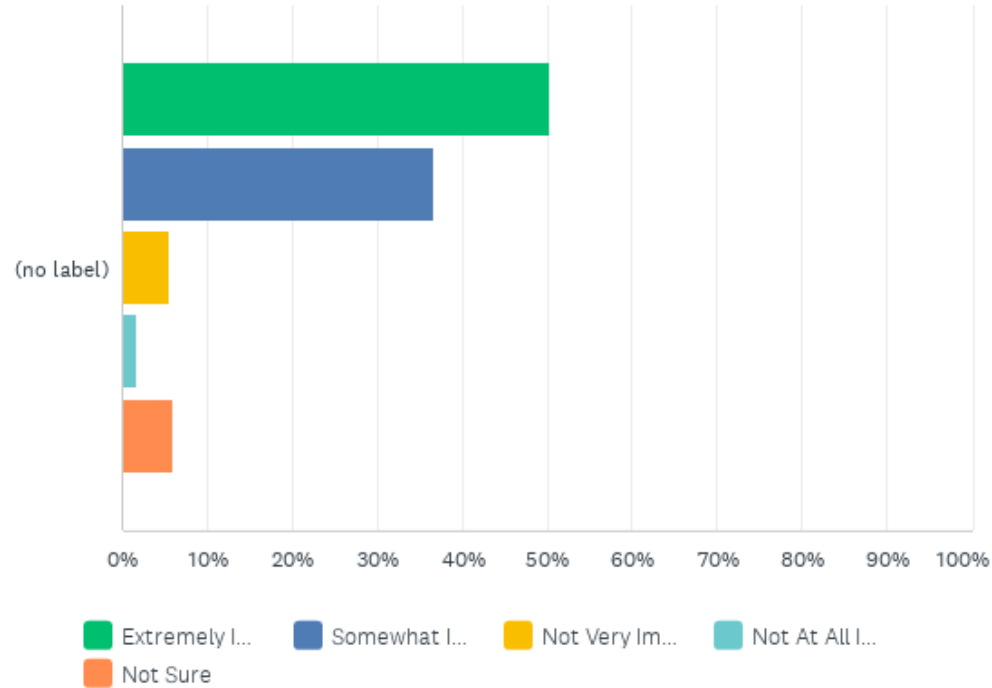
Q9: In your view, what are the 1 or 2 key changes that will make a difference how Local Government can meet future community needs? (See Attachment 1 for comments)

Answered: 188 Skipped: 44

ANSWER CHOICES	RESPONSES	
Large scale council mergers	7.98%	15
Smaller scale council mergers where there are communities of interest	20.74%	39
Informal resource sharing	5.85%	11
Formal resource sharing through regional or sub regional structures and some centralised services	34.04%	64
Common systems and processes for all councils including common IT systems	44.68%	84
Legislative improvements including around councillor/officer relations	15.96%	30
Different functions more suited to local delivery	12.77%	24
Greater ability to generate revenue to respond to need (less pressure to keep rates at CPI or less)	11.17%	21
Stronger partnerships with State Government	12.77%	24
Clear and supported skills development and training pathways for Local Government roles	20.21%	38
Other (please comment)	8.51%	16
Total Respondents: 188		

Q11: How do you rate the importance of place based approaches (vs centralised or regional models) especially to community health and wellbeing?

Answered: 183 Skipped: 49



Q11: How do you rate the importance of place based approaches (vs centralised or regional models) especially to community health and wellbeing?

Answered: 183 Skipped: 49

	EXTREMELY IMPORTANT	SOMEWHAT IMPORTANT	NOT VERY IMPORTANT	NOT AT ALL IMPORTANT	NOT SURE	TOTAL	WEIGHTED AVERAGE
(no label)	50.27% 92	36.61% 67	5.46% 10	1.64% 3	6.01% 11	183	1.77

How do you think we should address changing demographics and the impact of digital transformation in the way we deliver services and engage with our communities?

See attachment 1 for comments